



Basic Engineering



Boolean Algebra and Logic Gates

F Hamer, M Lavelle & D McMullan

The aim of this document is to provide a short, self assessment programme for students who wish to understand the basic techniques of logic gates.

© 2005 Email: [chamer](mailto:chamer@plymouth.ac.uk), [mlavelle](mailto:mlavelle@plymouth.ac.uk), dmcnullan@plymouth.ac.uk

Last Revision Date: August 31, 2006

Version 1.0

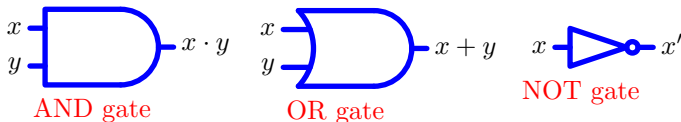
Table of Contents

1. Logic Gates (Introduction)
2. Truth Tables
3. Basic Rules of Boolean Algebra
4. Boolean Algebra
5. Final Quiz
 - Solutions to Exercises
 - Solutions to Quizzes

The full range of these packages and some instructions, should they be required, can be obtained from our web page [Mathematics Support Materials](#).

1. Logic Gates (Introduction)

The package **Truth Tables and Boolean Algebra** set out the basic principles of logic. Any Boolean algebra operation can be associated with an electronic circuit in which the inputs and outputs represent the statements of Boolean algebra. Although these circuits may be complex, they may all be constructed from three basic devices. These are the **AND** gate, the **OR** gate and the **NOT** gate.



In the case of logic gates, a different **notation** is used:

$x \wedge y$, the logical **AND** operation, is replaced by $x \cdot y$, or xy .

$x \vee y$, the logical **OR** operation, is replaced by $x + y$.

$\neg x$, the logical **NEGATION** operation, is replaced by x' or \bar{x} .

The truth value **TRUE** is written as **1** (and corresponds to a high voltage), and **FALSE** is written as **0** (low voltage).

2. Truth Tables



x	y	$x + y$
0	0	0
0	1	1
1	0	1
1	1	1

Summary of OR gate



x	y	$x \cdot y$
0	0	0
0	1	0
1	0	0
1	1	1

Summary of AND gate



x	x'
0	1
1	0

Summary of NOT gate

3. Basic Rules of Boolean Algebra

The basic rules for simplifying and combining logic gates are called Boolean algebra in honour of George Boole (1815–1864) who was a self-educated English mathematician who developed many of the key ideas. The following set of exercises will allow you to rediscover the basic rules:

Example 1



Consider the **AND** gate where one of the inputs is 1 . By using the truth table, investigate the possible outputs and hence simplify the expression $x \cdot 1$.

Solution From the truth table for **AND**, we see that if x is 1 then $1 \cdot 1 = 1$, while if x is 0 then $0 \cdot 1 = 0$. This can be summarised in the rule that $x \cdot 1 = x$, i.e.,



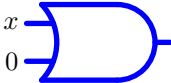
Example 2

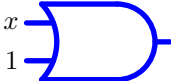
Consider the **AND** gate where one of the inputs is 0 . By using the truth table, investigate the possible outputs and hence simplify the expression $x \cdot 0$.

Solution From the truth table for **AND**, we see that if x is 1 then $1 \cdot 0 = 0$, while if x is 0 then $0 \cdot 0 = 0$. This can be summarised in the rule that $x \cdot 0 = 0$




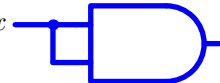
EXERCISE 1. (Click on the **green** letters for the solutions.) Obtain the rules for simplifying the logical expressions

(a) $x + 0$ which corresponds to the logic gate 

(b) $x + 1$ which corresponds to the logic gate 

EXERCISE 2. (Click on the **green** letters for the solutions.) Obtain the rules for simplifying the logical expressions:

(a) $x + x$ which corresponds to the logic gate 

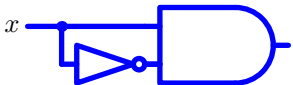
(b) $x \cdot x$ which corresponds to the logic gate 

EXERCISE 3. (Click on the **green** letters for the solutions.) Obtain the rules for simplifying the logical expressions:

(a) $x + x'$ which corresponds to the logic gate



(b) $x \cdot x'$ which corresponds to the logic gate

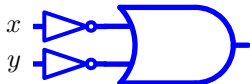
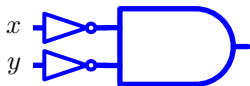


Quiz Simplify the logical expression $(x')'$ represented by the following circuit diagram.



- (a) x (b) x' (c) 1 (d) 0

EXERCISE 4. (Click on the **green** letters for the solutions.) Investigate the relationship between the following circuits. Summarise your conclusions using Boolean expressions for the circuits.



The important relations developed in the above exercise are called De Morgan's theorems and are widely used in simplifying circuits. These correspond to rules (8a) and (8b) in the table of Boolean identities on the next page.

4. Boolean Algebra

$$(1a) \quad x \cdot y = y \cdot x$$

$$(1b) \quad x + y = y + x$$

$$(2a) \quad x \cdot (y \cdot z) = (x \cdot y) \cdot z$$

$$(2b) \quad x + (y + z) = (x + y) + z$$

$$(3a) \quad x \cdot (y + z) = (x \cdot y) + (x \cdot z)$$

$$(3b) \quad x + (y \cdot z) = (x + y) \cdot (x + z)$$

$$(4a) \quad x \cdot x = x$$

$$(4b) \quad x + x = x$$

$$(5a) \quad x \cdot (x + y) = x$$

$$(5b) \quad x + (x \cdot y) = x$$

$$(6a) \quad x \cdot x' = 0$$

$$(6b) \quad x + x' = 1$$

$$(7) \quad (x')' = x$$

$$(8a) \quad (x \cdot y)' = x' + y'$$

$$(8b) \quad (x + y)' = x' \cdot y'$$

These rules are a direct translation into the notation of logic gates of the rules derived in the package **Truth Tables and Boolean Algebra**. We have seen that they can all be checked by investigating the corresponding truth tables. Alternatively, some of these rules can be derived from simpler identities derived in this package.

Example 3 Show how rule (5a) can be derived from the basic identities derived earlier.

Solution

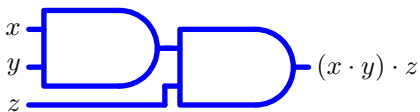
$$\begin{aligned}x \cdot (x + y) &= x \cdot x + x \cdot y \quad \text{using (3a)} \\ &= x + x \cdot y \quad \text{using (4a)} \\ &= x \cdot (1 + y) \quad \text{using (3a)} \\ &= x \cdot 1 \quad \text{using Exercise 1} \\ &= x \quad \text{as required.}\end{aligned}$$

EXERCISE 5. (Click on the **green** letter for the solution.)

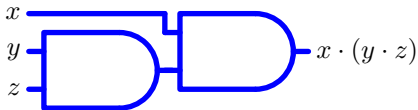
(a) Show how rule (5b) can be derived in a similar fashion.

The examples above have all involved at most two inputs. However, logic gates can be put together to join an arbitrary number of inputs. The Boolean algebra rules of the table are essential to understand when these circuits are equivalent and how they may be simplified.

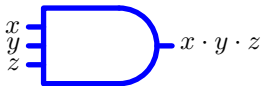
Example 4 Let us consider the circuits which combine three inputs via **AND** gates. Two different ways of combining them are



and



However, rule (2a) states that these gates are equivalent. The order of taking **AND** gates is not important. This is sometimes drawn as a three (or more!) input **AND** gate

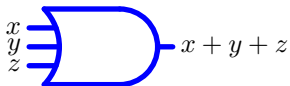


but really this just means repeated use of **AND** gates as shown above.

EXERCISE 6. (Click on the **green** letter for the solution.)

(a) Show two different ways of combining three inputs via **OR** gates and explain why they are equivalent.

This equivalence is summarised as a three (or more!) input **OR** gate



this just means repeated use of **OR** gates as shown in the exercise.

5. Final Quiz

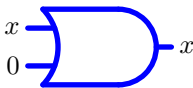
Begin Quiz

1. Select the Boolean expression that is *not* equivalent to $x \cdot x + x \cdot x'$
(a) $x \cdot (x + x')$ (b) $(x + x') \cdot x$ (c) x' (d) x
2. Select the expression which is equivalent to $x \cdot y + x \cdot y \cdot z$
(a) $x \cdot y$ (b) $x \cdot z$ (c) $y \cdot z$ (d) $x \cdot y \cdot z$
3. Select the expression which is equivalent to $(x + y) \cdot (x + y')$
(a) y (b) y' (c) x (d) x'
4. Select the expression that is *not* equivalent to $x \cdot (x' + y) + y$
(a) $x \cdot x' + y \cdot (1 + x)$ (b) $0 + x \cdot y + y$ (c) $x \cdot y$ (d) y

End Quiz

Solutions to Exercises

Exercise 1(a) From the truth table for **OR**, we see that if x is **1** then $1 + 0 = 1$, while if x is **0** then $0 + 0 = 0$. This can be summarised in the rule that $x + 0 = x$



Click on the green square to return



Exercise 1(b) From the truth table for **OR** we see that if x is **1** then $1 + 1 = 1$, while if x is **0** then $0 + 1 = 1$. This can be summarised in the rule that $x + 1 = 1$



Click on the green square to return



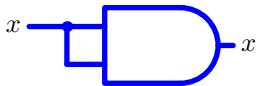
Exercise 2(a) From the truth table for **OR**, we see that if x is **1** then $x + x = 1 + 1 = 1$, while if x is **0** then $x + x = 0 + 0 = 0$. This can be summarised in the rule that $x + x = x$



Click on the green square to return



Exercise 2(b) From the truth table for **AND**, we see that if x is 1 then $x \cdot x = 1 \cdot 1 = 1$, while if x is 0 then $x \cdot x = 0 \cdot 0 = 0$. This can be summarised in the rule that $x \cdot x = x$



Click on the green square to return



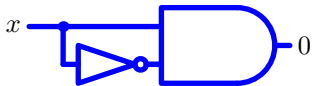
Exercise 3(a) From the truth table for **OR**, we see that if x is 1 then $x + x' = 1 + 0 = 1$, while if x is 0 then $x + x' = 0 + 1 = 1$. This can be summarised in the rule that $x + x' = 1$



Click on the green square to return



Exercise 3(b) From the truth table for **AND**, we see that if x is 1 then $x \cdot x' = 1 \cdot 0 = 0$, while if x is 0 then $x \cdot x' = 0 \cdot 1 = 0$. This can be summarised in the rule that $x \cdot x' = 0$



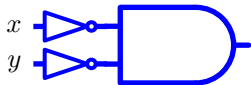
Click on the green square to return



Exercise 4(a) The truth tables are:

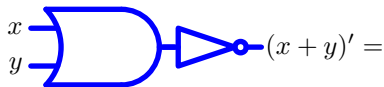


x	y	$x + y$	$(x + y)'$
0	0	0	1
0	1	1	0
1	0	1	0
1	1	1	0



x	y	x'	y'	$x' \cdot y'$
0	0	1	1	1
0	1	1	0	0
1	0	0	1	0
1	1	0	0	0

From these we deduce the identity



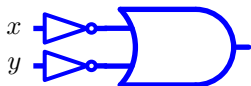
Click on the green square to return



Exercise 4(b) The truth tables are:

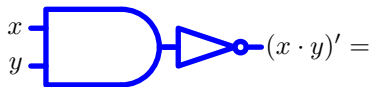


x	y	$x \cdot y$	$(x \cdot y)'$
0	0	0	1
0	1	0	1
1	0	0	1
1	1	1	0



x	y	x'	y'	$x' + y'$
0	0	1	1	1
0	1	1	0	1
1	0	0	1	1
1	1	0	0	0

From these we deduce the identity



Click on the green square to return

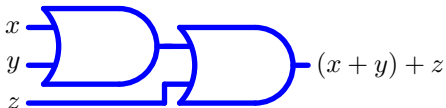


Exercise 5(a)

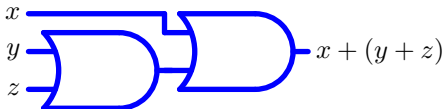
$$\begin{aligned}x + x \cdot y &= x \cdot (1 + y) \quad \text{using (3a)} \\ &= x \cdot 1 \quad \text{using Exercise 1} \\ &= x \quad \text{as required.}\end{aligned}$$



Exercise 6(a) Two different ways of combining them are



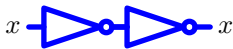
and



However, rule (2b) states that these gates are equivalent. The order of taking **OR** gates is not important. \square

Solutions to Quizzes

Solution to Quiz: From the truth table for **NOT** we see that if x is 1 then $(x')' = (1')' = (0)' = 1$, while if x is 0 then $(x')' = (0')' = (1)' = 0$. This can be summarised in the rule that $(x')' = x$



End Quiz